

Temporal trends in mortality and effects of by-catch on common bottlenose dolphins, *Tursiops truncatus*, in southern Brazil

PEDRO F. FRUET^{1,2,5}, PAUL G. KINAS⁴, KLEBER G. DA SILVA³, JULIANA C. DI TULLIO^{1,2,5}, DANIELE S. MONTEIRO³, LUCIANO DALLA ROSA², SÉRGIO C. ESTIMA³ AND EDUARDO R. SECCHI^{2,5}

¹Pós-Graduação em Oceanografia Biológica, Instituto de Oceanografia, Universidade Federal do Rio Grande-FURG, RS, Brazil, ²Museu Oceanográfico 'Prof. Eliézer C. Rios', Universidade Federal do Rio Grande (FURG), Caixa Postal 379, Rio Grande, RS, Brazil, ³Núcleo de Educação e Monitoramento Ambiental (NEMA), Rua Maria Araújo, 450, Cassino, Rio Grande, RS, Brazil, ⁴Laboratório de Estatística Ambiental/Instituto de Matemática, Estatística e Física, Universidade Federal do Rio Grande (FURG), 96200-970, Caixa Postal 474, Rio Grande, RS, Brazil, ⁵Laboratório de Tartarugas e Mamíferos Marinhos/Instituto de Oceanografia, Universidade Federal do Rio Grande (FURG), 96500-970 Caixa Postal 474, Rio Grande, RS, Brazil

The mortality of the bottlenose dolphin, Tursiops truncatus, on the southern portion of Rio Grande do Sul State coast was investigated based on 914 beach surveys conducted between 1969 and 2006. A total of 188 stranded bottlenose dolphins were recorded during this period, indicating a 1.8M:1F sex-ratio of those animals sexed (N = 79). Mortality was low in calves, high in juveniles and sub-adults and slightly lower than in adults. The overall mortality was clearly seasonal overlapping with higher fishing efforts in the Patos Lagoon Estuary and adjacent coastal areas, where most individuals washed ashore. Analysis of a continuous 14-year long subset (1993–2006) of the data indicated relatively low levels of mortality between 1995 and 2000 and a marked increase between 2002 and 2005 followed by an apparent drop in 2006. By-catch was responsible for at least 43% of the recorded mortality between 2002 and 2006. Juvenile males were more susceptible to incidental catches. Among females, by-catch of adults represented 75%. Results of a potential biological removal analysis suggest that current levels of fishing-related mortality are unsustainable for the small resident population of bottlenose dolphins that inhabits the Patos Lagoon Estuary, and that this population may be declining.

Keywords: conservation, time series analysis, sex-ratio, *Tursiops truncatus*, potential biological removal, Rio Grande do Sul

Submitted 15 April 2010; accepted 28 September 2010; first published online 9 December 2010

INTRODUCTION

Incidental catch has been reported around the world and is probably the major factor responsible for non-natural mortality of cetaceans. It is estimated that incidental catches kill roughly 653,365 marine mammals globally and approximately 307,753 of these are cetaceans (Read *et al.*, 2006). In some cases, the by-catch is very high relative to abundance leading to population decline (e.g. *Phocoena sinus*, Gulf of Mexico, D'Agrosa *et al.*, 2000; Hector's dolphin, *Cephalorhynchus hectori*, New Zealand, Burkhart & Slooten, 2003). Although incidental captures may occur in other types of gear (purse seine, Hall, 1998; trawl, Dans *et al.*, 2003; longline, Dalla Rosa & Secchi, 2007), gillnets are probably the most harmful fishing gear to cetaceans (Read *et al.*, 2006).

In Brazil, several cetacean species have been incidentally killed in gillnets, especially in coastal areas (e.g. Secchi *et al.*, 2003) but also offshore (e.g. Zerbini & Kotas, 1998) and fluvial waters (da Silva & Best, 1996). In Rio Grande do Sul State, southern Brazil, franciscana (*Pontoporia blainvillei*) (Gervais & d'Orbigny, 1844) and common bottlenose

dolphins¹ (*Tursiops truncatus*) (Montagu, 1821) are the species most frequently found washed ashore (Pinedo, 1986). In the case of the franciscana, most of the stranded animals are likely to come from by-catch in the coastal gillnet fishery (e.g. Pinedo & Polacheck, 1999). However, until recently, coastal fisheries were thought not to harm bottlenose dolphins. Pinedo (1986), after seven years of beach surveys along the Rio Grande do Sul coast, suggested that mortality of bottlenose dolphins is predominantly of natural causes, with sporadic incidental catches in fishing gear. Therefore, special attention has been given only to the franciscana by-catch issue and no detailed study to investigate incidental mortality of bottlenose dolphins in the area has been conducted.

A population of bottlenose dolphins inhabits the Patos Lagoon Estuary and adjacent coastal areas (32°06'S/052°02'W) (Figure 1). Dolphins use these areas to perform all vital activities, moving inside and outside the Lagoon in a minute/hour/daily basis (LTMM, unpublished data). Although efforts to collect photo-identification data from this population began in 1976 (Castello & Pinedo, 1977), little is known about its ecology. Only recently the population size was estimated through mark-recapture models applied to data collected in intensive photo-identification surveys in the

Corresponding author:
P.F. Fruet
Email: pfruet@yahoo.com.br

¹Hereafter referred to as bottlenose dolphins.



Fig. 1. Study area. Area 1= 90 km; Area 2= 45 km; Area 3= 65 km; Area 4= 159 km.

Patos Lagoon Estuary carried out during winter, spring and summer of 1998. The estimated population size was 83 dolphins (95% CI: 78–88) and was identical throughout the three seasons with a re-sighting rate of marked animals ranging from 93% to 97.6% between seasons, indicating that this population can be considered resident and demographically closed (Dalla Rosa, 1999). Most of the early information about *T. truncatus* in this region came from strandings (e.g. Pinedo, 1986; Barreto, 2000). The Patos Lagoon Estuary is characterized by an extensive maritime traffic, domestic and industrial outflows, and extensive effort of gillnets fisheries. Artisanal and commercial fishing occur year-round inside the estuary and along adjacent coastal areas (Reis & D'Incao, 2000), overlapping with the distribution of the bottlenose dolphins (Di Tullio, 2009) and other protected species such as elasmobranchs (Vooren *et al.*, 2005), turtles and other marine mammals (Secchi *et al.*, 2003). The high number of bottlenose dolphins washed ashore showing evidence of interactions with fisheries

in the last few years, raises concerns about population trends and status, given the small population size (Dalla Rosa, 1999) and low reproductive rates of the species (Wells & Scott, 1990).

The objectives of this work were to: (1) describe the temporal (seasonal and annual) and spatial trends in strandings of bottlenose dolphins in the southern portion of Rio Grande do Sul coast; (2) to determine the sex and reproductive stage of stranded dolphins; and (3) to assess the levels and sustainability of incidental catches of the population inhabiting the Patos Lagoon Estuary.

MATERIALS AND METHODS

Study area and data collection

The coast of Rio Grande do Sul comprises a 618 km long stretch of sandy beach that is interrupted by the Tramandai

River mouth, on the north coast, and by the Patos Lagoon Estuary mouth, on the south coast. Beach surveys were conducted to record and collect cetaceans and pinnipeds carcasses along the southern and central portions of the coast (~S29°19–S31°16) between 1976 and 2006. For this study, the surveyed area was divided into four sections (Figure 1).

Area I (90 km long): represents the most northerly area from the estuary mouth, located between the Peixe Lagoon (S31°21'30/W51°02'28) and the Estreito bar (S31°51'08/W51°42'38); Area II (45 km long): located between the Estreito bar (S31°51'08/W51°42'38) and the Patos Lagoon Estuary mouth (S32°08'33/W52°04'38); Area III (65 km long): located between the Patos Lagoon Estuary mouth (S32°09'39/W52°05'58) and the Sarita lighthouse (S32°39'42/W52°25'56); and Area IV (159 km long): represents the southernmost area from the estuary mouth, between the Sarita lighthouse (S32°39'42/W52°25'56) and Chuí (S33°44'22/W53°2'209), at the border with Uruguay.

This division was based on survey effort per area and its location in relation to the estuary mouth (south or north). For example, Areas II and III were monitored more intensively in all years between 1979 and 1988. After 1993, survey effort was similar among all areas (Table 1).

During the study period, surveys were carried out by three different research groups: from 1969 to 1987 and 1992 to 2006 by the Laboratório de Tartarugas e Mamíferos Marinhos (Universidade Federal de Rio Grande—LTMM/FURG); during the 1990s by the Museu Oceanográfico 'Prof. Eliézer de C. Rios' (Universidade Federal de Rio Grande—MO-FURG); and from 1993 to 2001 by the Núcleo de Educação e Monitoramento Ambiental (NEMA). All groups have experienced researchers on marine mammals. A gap of information exists between 1988 and 1991, except for two surveys conducted by LTMM during the summer of 1988. The standard data collection protocol of stranded dolphins included: date, sex, standard length, the distance from the estuary mouth and geographical location. The state of decomposition of each carcass was determined according to Geraci & Lounsbury (2005), as follows: Code 1: alive; Code 2: freshly dead; Code 3: moderately decomposed; Code 4: severely decomposed; and Code 5: mummified or skeletal remains. The sex was determined based on external characteristics. All carcasses found were examined for evidence of interactions with fishing operations. Due to overlapping surveys between research groups in the 1990s and 2000s, information for each carcass was compared to prevent double counting.

Table 1. Detailed information about survey effort and strandings of bottlenose dolphins, *Tursiops truncatus*, in the southern portion of Rio Grande do Sul State coast.

Year	Strandings (N)	Effort (km)	Surveys (N)	M	F	Unkown sex	By-catch	By-catch (aII + aIII)
1969	1	?	?	0	0	1	0	0
1971	2	?	?	0	0	2	0	0
1975	3	?	?	0	0	3	1	1
1976	2	?	?	0	0	2	0	0
1977	8	?	?	2	1	5	0	0
1978	6	?	?	1	2	3	0	0
1979	4	285	9	1	1	2	1	0
1980*	6	1765	33	4	1	1	0	0
1981	1	790	14	0	0	1	0	0
1982	1	399	5	1	0	0	0	0
1983*	14	1451	27	4	9	1	3	2
1984	3	1166	21	0	0	3	1	1
1985*	5	2471.2	35	2	0	3	1	1
1986*	5	2720.1	41	1	1	3	0	0
1987	8	1396	20	3	3	2	1	1
1988	3	379	4	0	2	1	0	0
1992	5	2330.5	25	3	2	0	0	0
1993*	7	2937.7	41	4	1	2	2	2
1994*	9	4003.4	59	6	0	3	0	0
1995*	6	3547	44	0	2	4	0	0
1996*	2	2411.3	32	1	0	1	1	1
1997*	3	2590.9	36	1	0	2	0	0
1997*	3	2590.9	36	1	0	2	0	0
1998*	3	3444.5	49	0	0	3	0	0
1999*	1	2969.3	39	1	0	0	0	0
2000*	3	2227.6	33	0	0	3	2	2
2001*	10	3243	40	4	1	5	0	0
2002*	10	4732	56	6	3	1	5	4
2003*	20	4777.1	58	7	2	11	4	3
2004*	13	6662.3	82	6	3	4	2	2
2005*	17	3531	50	9	4	4	9	9
2006*	7	4386.2	61	3	1	3	3	3
Total	188	66616.1	914	70	39	79	36	32

*, years systematically surveyed in Areas II and III (surveys were carried out within a maximum two-month interval); M, males; F, females; by-catch, number of carcasses found along all the study area surveyed and with evidence of being caught in gillnets; by-catch aII + aIII, number of carcasses found only in coastal areas near the mouth of Patos Lagoon Estuary (Areas II and III).

Although the collection of basic information has been standardized, the characteristics of the surveys conducted by each group varied in terms of area coverage and sampling procedure. Surveys conducted by LTMM/FURG were non-systematic between 1969 and August 1979. From September 1979 to December 1987 surveys were carried out systematically once a month for most of the year and twice a month between October and December (austral spring), when the number of carcasses increased (Pinedo, 1986). During this period, occasional surveys were also performed along a short stretch (4 km) of beach in the inner part of the estuary. From August 1992 to December 2001, surveys were carried out systematically twice a month for most of the year. From January 2002 to December 2006, depending on logistics and weather conditions, alternating surveys covering all areas took place once a week. Survey effort was restricted to Areas II and III between 1969 and 1984, with occasional surveys beyond these limits. Since 1985 beach surveys covering all areas have become more frequent. Surveys carried out by NEMA were systematic from January 1993 to December 2001. Alternated surveys covering a stretch of 135 km to the north (Areas I and II) and 220 km to the south (Areas III and IV) of the Patos Lagoon Estuary took place once a fortnight. Shorter trips to the north took place more often because of logistic and weather constraints. This research group neither removed carcasses from the beach nor collected biological samples. Beach surveys by MO-FURG were occasional during the 1990s. Some carcasses found were collected.

Maturity-class definition

The carcasses were classified according to three classes: Class I—calves one year old or less; Class II—juveniles/sub-adults (sexually immatures); and Class III—adults (sexually matures). Due to the absence of detailed information about growth and age at attainment of sexual maturity of bottlenose dolphins in this region, some criteria were applied to define maturity-classes of the carcasses found. All individuals aged 0 and also those with no age estimation but presenting characteristics of newborn (e.g. teeth not yet erupted or foetal folds) were included in Class I. The maximum size found in this sample was determined as the upper limit of the total length in Class I (regardless of sex). Female marine mammals are sexually mature when they reach approximately 85% of their asymptotic length (Laws, 1956; Chivers, 2002). However, no information on the asymptotic length of bottlenose dolphins from southern Brazil is available. On the east and north-east coast of Florida, United States, male and female bottlenose dolphins reach maximum lengths of 285 cm and 275 cm, respectively (data extracted from Sergeant *et al.*, 1973). Sergeant *et al.* (1973) estimated that males and females larger than 245 cm and 225 cm, respectively, are already sexually mature. This means that males and females reaching 82.4% and 81.8% of their maximum lengths registered are sexually mature. We applied these proportions to obtain the approximate length of sexual maturation for male and female bottlenose dolphins in our study area. All dolphins that have reached these lengths were classified as Class III individuals. Dolphins with intermediate body size were allocated to Class II. For specimens of unknown sex we calculated the midpoint between the lengths estimated to define the sexual maturity of males and females and assumed as adult every individual with the total

length above this value (>298 cm). Based on the above considerations, the classes were defined as follows: Class I: individuals up to 170 cm; Class II: males between 171 and 317 cm and females between 171 and 277 cm length. Individuals with unknown sex measuring between 171 and 297 cm were allocated in this class; Class III: males and females greater than 318 cm and 278 cm, respectively. Individuals of unknown sex greater than 298 cm were included in this class. A Chi-square goodness-of-fit test was used to determine if there was any difference in the proportion of male and female bottlenose dolphin strandings. Difference in the mean length between males and females was verified through the Student's *t*-test.

Data selection

We used the information available from all carcasses registered along the whole area and period surveyed to perform a general analysis of the biological characteristics of the bottlenose dolphins stranded (e.g. maximum total length, differences by sex and maturity-classes). To minimize biases due to the unbalanced survey effort across the whole study period and to reduce effect of the potential presence of individuals from adjacent populations in the sample, the following analyses were restricted to data collected only in Areas II and III. These areas were more frequently surveyed and since the sighting (Di Tullio, 2009) and stranding rates of bottlenose dolphins decrease significantly as the distance from the estuary mouth increases, individuals found there are more likely to belong to the Patos Lagoon population. Furthermore, two assumptions were made based on field observations and researchers' experience: (i) all carcasses had been detected if surveys were carried out within a maximum of two-month interval; and (ii) the intensification of survey effort (i.e. more than one survey per month) did not affect the number of carcasses registered. Both assumptions are considered reasonable and very probably met because it has already been verified, based on re-sightings of spray-painted carcasses, that even the franciscana (*Pontoporia blainvillei*) with a body mass up to 10 times smaller than the bottlenose dolphins, may remain on the beach for more than two months after stranding (LTMM, unpublished data). To avoid double-countings, when carcasses were not entirely collected for other studies, the information on position, length and spray marks were carefully checked. Taking these assumptions into account, only years when surveys were carried out within a two-month interval in Areas II and III were included in the following analyses (see Table 1).

DATA ANALYSIS

Seasonal trend in mortality

Seasons were defined as follows: spring (October–December), summer (January–March), autumn (April–June) and winter (July–September). Only specimens with known date of collection and classified in a state of decomposition less than or equal to three were used to investigate the seasonality. These criteria aimed to reduce the chances of erroneously allocating individuals to periods that did not correspond to the month/seasons of their death. Since sex determination by external examination is difficult in carcasses in advanced state of decomposition (i.e. above 3), we assumed that all specimens without recorded state of decomposition, but with known sex, were in decomposition state 3 or less and thus were

included in the analysis. A goodness-of-fit G-test (Zar, 1999) was used to test the null hypothesis that the number of strandings did not differ between seasons.

Annual trend in mortality

A generalized additive model (GAM) with Poisson error distribution was fitted in R using the *mgcv* package (Wood, 2001) to assess the annual trend in the stranding frequencies. This analysis was restricted to the period 1993–2006, as it represented the largest continuous data series from systematic surveys in the areas closest to the estuary mouth (i.e. Areas II and III).

Spatial distribution of strandings

Correlation between the number of stranding events and the distance from the Patos Lagoon Estuary mouth was evaluated with the Spearman coefficient. A goodness-of-fit G-test (Zar, 1999) was used to test the null hypothesis that the number of strandings did not differ between areas (north versus south). A 0.05 significance level was considered for all tests.

Fishery interactions

Carcasses of dolphins killed due to interactions with fishing activities often show external evidence (Cox *et al.*, 1998). Pieces of nets attached to the body, lacerated and/or amputated fin or flipper obviously cut by a knife (it is a common practice of fishermen to cut some appendage to remove dolphins from their nets) and net marks on the skin are all common signs of this interaction. Carcasses presenting at least one of these characteristics were recorded as by-catch, though all dolphins with fin or flippers amputated also presented net marks.

Calculating the potential biological removal (PBR) for the Patos Lagoon population

Only data collected between 2002 and 2006 were used to evaluate the potential impact of fisheries on the Patos Lagoon population (during this period high levels of by-catch were registered in coastal areas near to the estuary). As the two closest known adjacent populations of bottlenose dolphins are about 250 km to the south (in Uruguay; Laporta, 2009) and 315 km to the north of the Patos Lagoon estuary (in Tramandaí, RS, Brazil; Simões-Lopes *et al.*, 1998) and no offshore populations of bottlenose dolphins have been observed in the inner continental shelf of Rio Grande do Sul State coast from aerial surveys (Secchi *et al.*, 2001) we assumed that all dolphins found along the coast adjacent to the estuary (i.e. Areas II and III) belonged to the Patos Lagoon population.

The PBR is defined as the maximum number of animals, not including natural mortalities, which may be removed from a marine mammal stock while allowing that stock to reach or maintain its optimum sustainable population (Wade, 1998). The sustainability of the annual number of carcasses presenting clear evidence of interactions with fisheries was assessed through the PBR calculated for the Patos Lagoon population, as follows:

$$PBR = N_{min} \cdot (R_{max}/2) \cdot R_f$$

where:

N_{min} is the 20th percentile of a log-normal distribution based on an absolute estimate of the number of animals, N ; R_{max} is the maximum net productivity level; R_f is a recovery factor. The recommended R_f values ranged from 0.1 for

populations considered endangered by the IUCN (IUCN, 2000), or poorly studied, up to 1.0 for populations considered of low risk and well studied (see NMFS, 2000). The R_{max} values used in the PBR analysis (i.e. 4% and 5%) were based on recent estimates for a population of bottlenose dolphins inhabiting the Indian River Lagoon system in Florida (Stolen & Barlow, 2003). R_{max} up to 4% is considered reasonable for small cetaceans impacted by fisheries. Since there was no evidence that this population had been impacted by fisheries prior to the 2000s, this R_{max} value is considered conservative. The PBR was calculated for six different scenarios considering a fixed N_{min} , given the high precision of the abundance estimates for the Patos Lagoon population (see Dalla Rosa, 1999). R_{max} values were fixed at 0.04 and 0.05 in scenarios 1–3 and 4–6, respectively. These scenarios were run with R_f values of 0.1, 0.5 and 1 to simulate uncertainties and possible unknown estimation errors, as recommended by Wade & Angliss (1997).

RESULTS

Differences in mortality by sex and maturity-classes

A minimum of 914 beach surveys was conducted between 1969 and 2006 as for some years no survey effort information is available (Table 1). Of these, 406 covered the north (Areas I and II) and 508 covered the southern (Areas III and IV) portion of the coast, totalling 66,617 km of beach surveyed. A total of 188 bottlenose dolphins were found washed ashore. Of these, the sex could not be determined for 79 individuals, 70 were males (64.2%) and 39 were females (35.8%), indicating a 1.8M:1F sex-ratio of those animals sexed (Table 1). This difference was statistically significant ($G = 7.53$, $P = 0.006$). The number of males stranded annually was higher than females in most years (Figure 2).

The total length of 147 individuals measured ranged from 124.5 cm to 384.0 cm ($X = 274.7$ cm, $SD = 56.3$). The total number of stranded individuals with known length and sex was 100, 65 of which were males and 35 were females. The mean total length of males ($X = 276.7$ cm; $SD = 62.6$) was smaller than for females ($X = 286.9$ cm; $SD = 39.6$), though this difference was not statistically significant ($t = -1.02$, $P = 0.31$). The maximum total length for males and females was 384 cm and 340 cm, respectively.

The mortality was not equal across maturity-classes (Figure 3). It was low in calves ($N = 11$, Class I), high in juveniles and sub-adults ($N = 77$, Class II) and slightly lower in adults ($N = 59$, Class III). The mortality of immature dolphins (i.e. Classes I and II pooled) represented 59.9% of the samples. Males ($N = 65$) were more frequent within the first two classes (71.8%) and only 29.2% were supposedly mature. On the other hand, mature females represented 68.6% of all measured females ($N = 35$). The number of females in Class III was significantly higher than in Class II ($G = 3.98$, $P = 0.045$).

Temporal trends in mortality

Analysing the mortality data set selected only from years systematically surveyed (i.e. years that met assumptions i and ii—

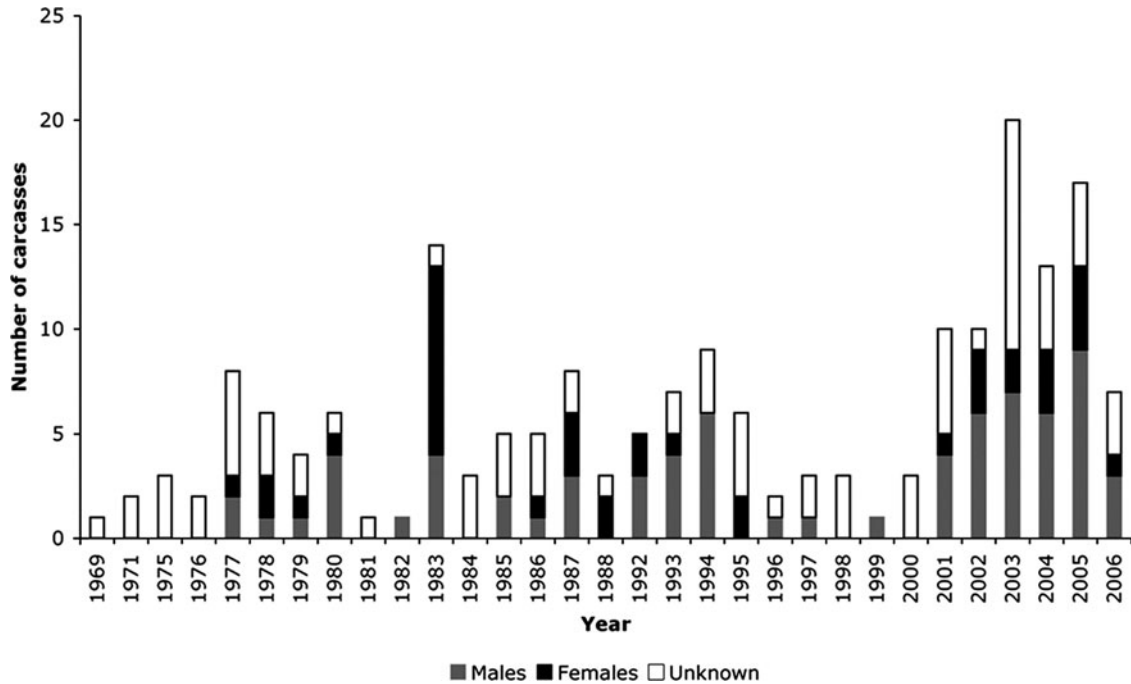


Fig. 2. Absolute number of males, females and unknown sex of bottlenose dolphins washed ashore on the southern coast of Rio Grande do Sul State.

see ‘data selection’ section in Materials and Methods for further information) ($N = 17$; Table 1), a total of 95 carcasses were recorded in Areas II and III with an average of 5.3 bottlenose dolphins ($SD = 4.2$) stranded annually. Considering only carcasses in decomposition states 1 to 3 ($N = 73$), strandings were recorded across all months; however, the frequencies varied significantly among seasons ($G = 15.1841$, $P = 0.0017$) showing a strong seasonal pattern (Figure 4). A very high frequency occurred during spring/summer months (80.8%), with the highest value recorded in January ($N = 14$). A small percentage of carcasses (19.2%) were recorded during autumn/winter with only 1 carcass found in April.

The number of stranded bottlenose dolphins in Areas II and III ranged between zero and 14 per year for the period 1993–2006 (Figure 5A). The fitted GAM (0.784 adjusted r^2 , 86.7% explained deviance and approximate $P < 0.001$ for the smoothed function) indicates relatively low levels of mortality between 1995 and 2000 and a marked increase after 2001, followed by an apparent drop in 2006 (Figure 5B).

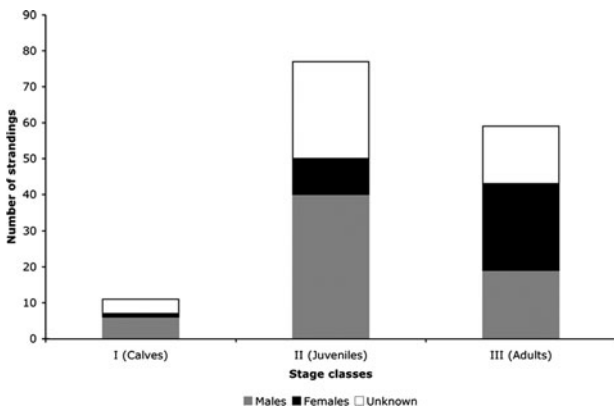


Fig. 3. Number of bottlenose dolphins stranded along the southern coast of Rio Grande do Sul State between 1969 and 2006 by maturity-classes and sex.

Spatial distribution of strandings

Fifty-eight carcasses (60.4%) were found to the north (Area II) and 38 (39.6%) to the south (Area III) of the Patos Lagoon Estuary mouth. Although the difference in strandings between areas was non-significant ($G = 2.99$, $P = 0.1$), the number of strandings decreased significantly as the distance from the estuary mouth increased ($r_s = -0.955$, $P = 0.001$) (Figure 6). Sixty-one individuals (67%) were found at distances less than or equal to 20 km from the estuary mouth.

Fishing-related mortality

During beach surveys conducted in the Areas II and III between 2002 and 2006, 49 bottlenose dolphins were washed ashore, of which 43% ($N = 21$) showed evidence of being incidentally caught in fishing nets, 33% ($N = 16$) showed no evidence and 26% ($N = 13$) could not be evaluated

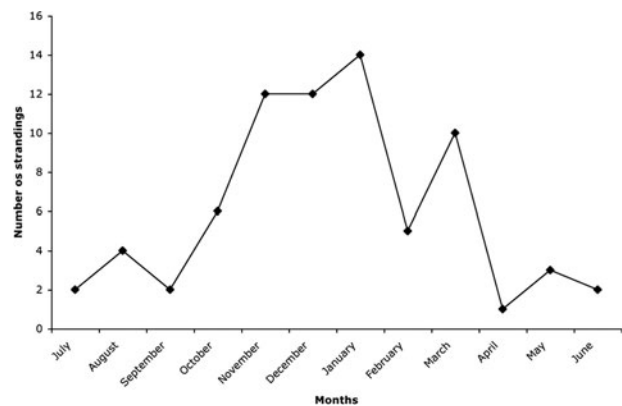


Fig. 4. Number of bottlenose dolphins monthly stranded along the southern coast of Rio Grande do Sul State, based on carcasses found only in adjacent areas to the Patos Lagoon Estuary mouth during years systematically surveyed.

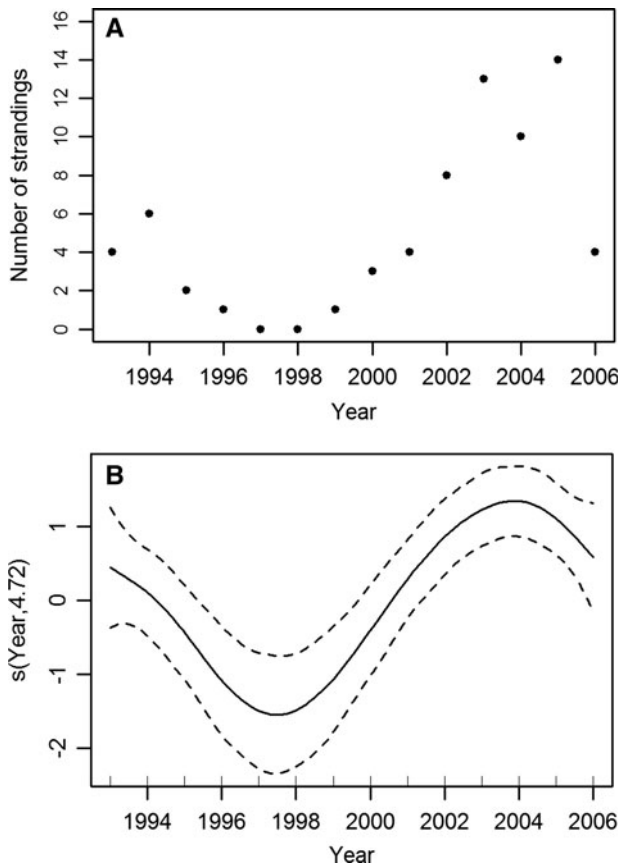


Fig. 5. Temporal trend in the mortality of bottlenose dolphins along adjacent coastal areas of Patos Lagoon Estuary between 1993 and 2006. (A) Number of stranded dolphins in Areas II and III by year; (B) estimated smooth function (solid line) with 95% confidence interval (dashed lines) for the fitted generalized additive model. Y-axis = fitted function with estimated degrees of freedom in parentheses; x-axis = period.

due to the advanced state of decomposition of the carcasses. Evidence of interactions with fisheries included amputation or deep knife cuts on caudal peduncle ($N = 8$), net marks on flippers and rostrum ($N = 5$) and carcass entangled in nets ($N = 6$). The number of dolphins incidentally caught per year ranged from two to nine ($X = 3.4$; $SD = 1.6$) (Table 1). The by-catch was higher during summer (76.2%) ($N = 16$) and autumn (14.4%) ($N = 3$) and lower in winter

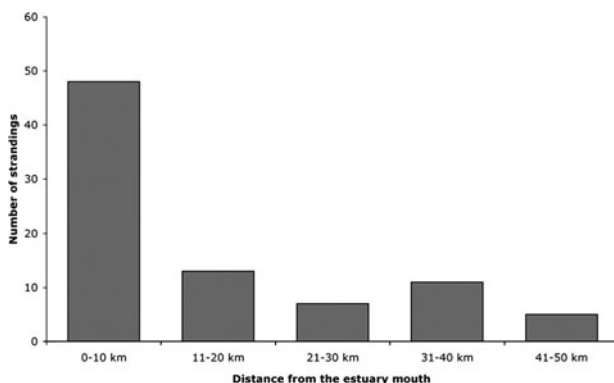


Fig. 6. Number of carcasses of bottlenose dolphins found along the southern coast of Rio Grande do Sul State according to distance of the Patos Lagoon Estuary mouth.

(4.7%) ($N = 1$) and spring (4.7%) ($N = 1$). From the 21 animals incidentally caught, 14 (66.7%) were males, 4 (19%) were females and for three (14.3%) individuals sex was not determined (Figure 7). Total length was registered for 20 individuals. Adults accounted for the majority (55%) of incidental catches. Among females, three (75%) were supposedly sexually mature (Class III) while eight (57.1%) males were immature (Classes I and II) (Figure 7). Most carcasses classified as by-catch ($N = 17$) (80.9%) were found in areas closer than 20 km from the estuary mouth.

Potential biological removal for bottlenose dolphins inhabiting the Patos Lagoon Estuary

According to the PBR estimates, summarized in Table 2, even when the most optimistic scenario was considered (i.e. scenario 6, which assumes a maximum net recruitment rate of 5% and a recovery factor, $R_f = 1$), the PBR was very low. The by-catch exceeded the PBR estimates in magnitude between 2002 and 2006, suggesting that the mean annual by-catch rate is not sustainable. Considering the least optimistic scenario for 2005, when by-catch was highest, the number of dolphins killed by fishery operations is nearly five times above the PBR.

DISCUSSION

Differences in mortality by sex and maturity-classes

Our results showed differences in mortality by sex and maturity-classes. The mortality of bottlenose dolphins was high in juveniles and adults and low in calves, unlike the expected U shape curve of natural mortality pattern observed in mammals (Caughley, 1966). Since our sample represents a mixture of animals killed from both natural causes and by-catch, the high observed frequency of dead juveniles is probably due to their higher vulnerability to incidental catches (see below).

The stranding frequency of calves in this study (8.75%) was similar to the values observed in the Gulf of Mexico (7%) (Mattson *et al.*, 2006); however, it was low when compared to other studies focused on bottlenose dolphin mortality (40.5%, South Carolina (McFee & Hopkins-Murphy, 2002); 25.8%, Indian River Lagoon, Florida (Stolen *et al.*, 2007); 18.9%, Sarasota Bay (Wells & Scott, 1990)). Although the small size and accelerated decomposition process of carcasses decrease the likelihood of detecting calves washed ashore (e.g. Stolen & Barlow, 2003), our surveys were conducted routinely, thus reducing the chances of missing such carcasses. The greater vulnerability of calves to predation is yet another factor that can lead to an under-estimation of their mortality. But although predation pressure by sharks seems to be important in various locations throughout around the world (e.g. Wells *et al.*, 1987; Cockcroft *et al.*, 1989; Mann & Barnett, 1999), no evidence of shark predation on bottlenose dolphins exists for southern Brazil. Thus, we believe that it represents a minor source of mortality for this population, if any at all. The low observed stranding frequency of calves might suggest a high calf survival rate for this population, though further investigation is necessary.

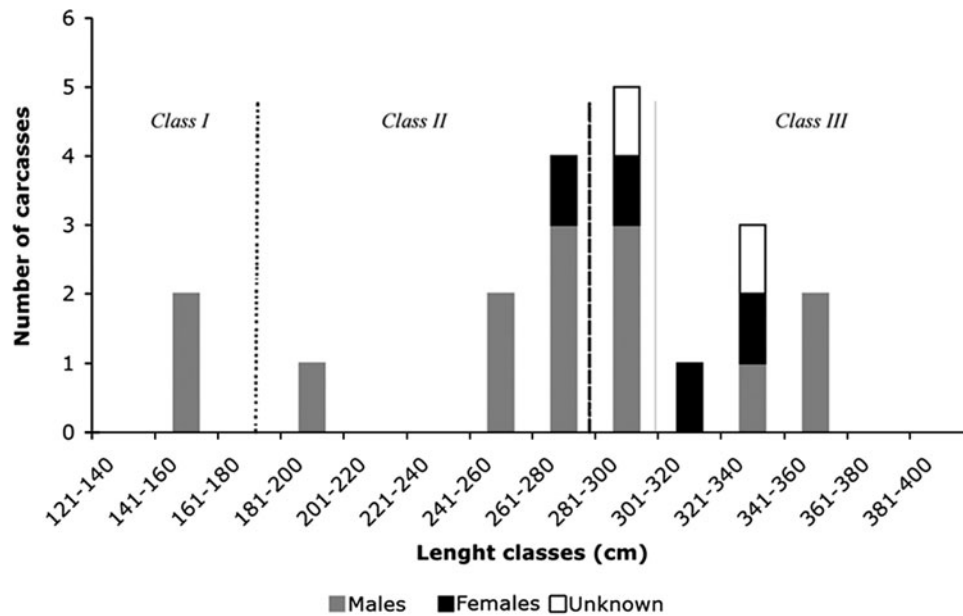


Fig. 7. Length-class distribution of by-caught bottlenose dolphins registered along adjacent coastal areas of Patos Lagoon Estuary between 2002 and 2006. Lines indicate the division between maturity-classes. Dotted line: Class I (regardless of sex); dashed line: females; continuum line: males; Class I: calves one year old or less (up to 170 cm); Class II: juvenile/sub-adults (males between 171 and 317 cm and females between 171 and 277 cm length, respectively); Class III: adults (males and females greater than 318 cm and 278 cm, respectively).

Behaviour and social structure probably explain the higher mortality of juveniles/sub-adults. Mother and calf separation usually occurs between 2 and 5 years of age, depending on the sex of the calf and the mother's reproductive condition (Wells, 2000). The post-separation represents the most vulnerable period to the survival of the inexperienced young dolphin, at greater risk of boat strikes and incidental catches (e.g. Wells & Scott, 1997; Stolen & Barlow, 2003). In fact, most of the dolphins presenting evidence of by-catch were juveniles and sub-adults, which may explain the high mortality detected in Class II.

Our results showed that the number of stranded males was significantly higher than that of females. The maturity-classes were also affected differently according to sex. Mortality of females was higher in mature animals (Class III), while most of the dead males were immature (Class II). However, considering that sex was not determined for 44% of the dolphins washed ashore, the easier identification of males from the extroverted penis still visible in many fairly decomposed carcasses probably biased the sex-ratio towards males.

Table 2. Estimates of the potential biological removal (PBR) for the resident population of bottlenose dolphin, *Tursiops truncatus*, from the Patos Lagoon Estuary under different scenarios of R_{max} and R_f .

Scenario	N_{min}	R_{max}	R_f	PBR
1	64	0.04	0.1	0.128
2	64	0.04	0.5	0.64
3	64	0.04	1	1.28
4	64	0.05	0.1	0.16
5	64	0.05	0.5	0.8
6	64	0.05	1	1.6

N_{min} is the 20th percentile of a log-normal distribution based on an absolute estimate of the number of animals; R_{max} is the maximum net productivity level; R_f is a recovery factor.

Although a mortality sex-ratio of approximately 1:1 is common for *Tursiops truncatus* (e.g. Sergeant *et al.*, 1973; Tyack, 1986; Hersh *et al.*, 1990), some studies observed a higher mortality of males (e.g. Wells *et al.*, 1987; Mattson *et al.*, 2006; Stolen *et al.*, 2007), which might again be explained by behaviour and social structure. For example, in the Sarasota Bay population, there seems to be a greater maternal investment in female calves, which tend to be larger and heavier than male calves at the time of separation (Wells, 2000). Although there is strong evidence for natal philopatry in male and female bottlenose dolphins, sex-related variation on movements and ranging patterns exist. The larger core area and movements of male bottlenose dolphins on a daily basis (Wells *et al.*, 1987) can also make them more susceptible to interactions with human activities, specially gillnets which are extensively used in our study area.

Temporal trends in mortality

The number of strandings increased markedly after 2001 (Figure 5A, B), and between 2002 and 2006, 43% of carcasses showed evidence of interactions with fishing activities. Still, the mortality during this period was probably underestimated, as the beach surveys carried out since 2001 were restricted to the sea coast and did not include estuarine beaches, where carcasses of bottlenose dolphins had been recorded in previous years (see Pinedo, 1986). Assuming a constant natural survival rate, we would not expect a significant increase in the number of strandings in the absence of fishing-related mortality or catastrophic events. The high number of strandings in 1983 was caused by an isolated event when five dolphins were killed, supposedly, in a net set for sharks (Pinedo, 1986). In fact, mortality due to interaction with fishing activities was not a cause for concern and was believed to play a minor role in bottlenose dolphin mortality until recently (e.g. Barreto, 2000). The marked increase in mortality detected in this study is

probably related to changes in the fisheries dynamics. Production of the artisanal fisheries in the Patos Lagoon Estuary suffered a collapse in the 1980s (Reis, 1992). Fish catches in estuarine areas reached 40,000 t. in 1966, but declined to less than 15,000 t in the 1980s due mainly to excessive fishing effort, environmental pollution and the use of non-selective nets (Reis, 1992). In 1999, the total annual catch was reduced to about 5000 t (CEPERG/IBAMA, 1999). As a consequence, the fishing activities have been intensified in the adjacent coastal areas (Haimovici *et al.*, 1998), overlapping with the distribution of bottlenose dolphins (Di Tullio, 2009).

Seasonality in bottlenose dolphin natural mortality (e.g. South Carolina: McFee & Hopkins-Murphy, 2002; Florida: Hersh *et al.*, 1990; Stolen *et al.*, 2007) has been attributed to seasonal increases in abundance, coinciding with the months of highest records of deaths (McFee & Hopkins-Murphy, 2002), and to extreme temperatures during summer months, causing thermoregulatory stress (Wells *et al.*, 2004). Mean summer sea surface temperature in the Patos Lagoon Estuary and adjacent coastal areas is 24.5°C (DP = 1.2) (Di Tullio, 2009), which is unlikely to cause any thermoregulatory stress. Furthermore, a systematic photo-identification study showed no seasonal variation in the abundance of the Patos Lagoon population (Dalla Rosa, 1999). Therefore, the above hypotheses are unlikely for our study area.

The fisheries in the Patos Lagoon estuary and coastal areas follow the seasonal variation in resource availability (e.g. Klippel *et al.*, 2005). The artisanal fisheries operate across all seasons, but fishing effort is more intense between October and March (throughout spring and summer). Between April and September, the fishing effort potentially overlapping with bottlenose dolphin distribution is very low (Di Tullio, 2009), possibly as a response to time-closure regulations for some fisheries, including gillnets within the estuary during winter months. Therefore, the seasonal overlap with increased fishing effort during summer strongly suggests that by-catch in fisheries is mostly responsible for the seasonal increase in bottlenose dolphin strandings. Assuming that all individuals with recorded sex were of a suitable decomposition state to be included in the analysis for detecting seasonality in mortality could have introduced a bias. However, similar results were obtained when repeating this analysis with only individuals of known sex and decomposition state, suggesting that this assumption did not affect our findings.

The potential causes for interannual variability in the by-catch are not clear, but are probably associated with changes in artisanal fishing effort in the Patos Lagoon Estuary and surrounding areas. The pink shrimp (*Farfantepenaeus paulensis*), uses the estuary as a nursery ground and constitutes the most important resource for the artisanal fisheries in the region (D'Incao, 1991). During summer, night fishing for juvenile pink shrimp with light-baited stow nets is the main fishing activity in the Patos Lagoon (Almeida & D'Incao, 1999). However, shrimp biomass strongly depends on intrusions of high salinity water in the estuary, which is controlled by river flow and wind conditions. Following periods of low salinity, shrimp biomass and catch are low (Möller *et al.*, 2009), and many estuarine-dependent or estuarine-resident species are involuntarily transported or forced to move out of the estuary increasing the biomass of fish and crustaceans in the adjacent

coastal zone (Garcia *et al.*, 2003; Dumont & D'Incao, in press). This leads artisanal fishermen to target alternative species such as white croaker (*Micropogonias furnieri*), squirrel hake (*Urophycis brasiliensis*) and, more recently, the blue crab (*Callinectes sapidus*) (F. Dumont, personal communication) by setting gillnets in coastal areas near the estuary where bottlenose dolphins concentrate (Di Tullio, 2009). Indeed, with the exception of 2005, the observed high bottlenose dolphin mortality occurred during years of low catches of pink shrimp (2002, 2003 and 2004) (Möller *et al.*, 2009), suggesting that the temporal variation in the by-catch of bottlenose dolphins is associated with changes in the artisanal gillnet fisheries. If this pattern is confirmed after further investigation, then a management approach combining artisanal gillnet and shrimp fisheries would be recommended to define the most appropriate conservation strategy for the bottlenose dolphin population from the Patos Lagoon Estuary.

The chance that some stranded dolphins found dead near the Patos Lagoon came from adjacent populations should not be discarded. During recent boat surveys along adjacent coastal areas, we registered few individuals that had never been photographed in the estuary and, therefore, were not taken into account in the abundance estimate used in our PBR analysis. Inclusion of such individuals had they washed ashore in Areas II and III would lead to an overestimation of by-catch mortality. On the other hand, it is important to remember that when considering only the carcasses found near the estuary, there is also the possibility of ignoring the mortality of individuals from the population of the estuary that died outside of our study area. While further investigation is needed to evaluate these possibilities, the concentration of carcasses near the estuary mouth (66.7% were found at a maximum distance of 20 km from the estuary—see Figure 6) strengthens the assumption that the bottlenose dolphins stranded in Areas II and III belong to the Patos Lagoon population. Besides being resident throughout the year (e.g. Castello & Pinedo, 1977; Dalla Rosa, 1999) and with no seasonal variation in size (Dalla Rosa, 1999), this population is characterized by a high usage of the estuary mouth (e.g. Mattos *et al.*, 2007; Di Tullio, 2009) and reduced individual encounter rates in oceanic coastal areas with increasing distance from the mouth (Di Tullio, 2009).

By-catch and potential biological removal

Based on the by-catch analysis restricted to the 2002–2006 period and fresh carcasses, our results suggest that males are more vulnerable to entanglements than females, as by-catch sex-ratio was 3.5 males for every female and the number of individuals caught in nets with unknown sex was low (N = 2; 14.2%). Although these results cannot be conclusive because they are based on a small sample, they corroborate with other studies, which reported sex-related and age-related differences in the by-catch. In many cases, immature males are the most vulnerable (e.g. *Pontoporia blainvillei* (Secchi *et al.*, 2003), *T. truncatus* (Hersh *et al.*, 1990) and *Cephalorhynchus hectori* (Slooten, 1991)).

The reproductive value of mature females is higher than any other component of the population; therefore, their mortality has stronger negative effect on the long-term viability of the population (e.g. Caughley, 1977). Moreover, in small populations such as the Patos Lagoon population, the annual removal of a few mature females by non-natural

causes will have a strong impact on the population growth rate, which may lead to population decline in only a few years. In this context, it is important to consider that even in the most optimistic scenario, the minimum number of bottlenose dolphins killed each year in fishing nets is above the PBR. When considering the scenarios from one to five, the mean annual by-catch exceeds at least three times the PBR estimated for the Patos Lagoon population. This method, although *ad hoc*, was adopted by some countries for several years to regulate and limit the by-catch of marine mammals (United States, e.g. Read & Wade, 2000; New Zealand, e.g. Manly & Walshe, 1999), and simulation studies indicate that it is the most robust and conservative index of sustainability currently used by conservationists (Milner-Gulland & Akçakaya, 2001). In Brazil, no measurable criteria have been defined to regulate the maximum allowable number of incidental catches of individuals in wild populations affected by fisheries. The adoption of the PBR-based framework would represent a first and important step to measure the sustainability of marine mammal populations in Brazilian waters.

Our data showed that fishery activities are probably responsible for the increase in the mortality of bottlenose dolphins in southern Brazil and suggest the current levels of by-catch are unsustainable for the Patos Lagoon population. Long-term monitoring of this population is needed to better understand the trend in mortality suggested by our data. Possible effects on the population dynamics of the bottlenose dolphins from the Patos Lagoon Estuary caused by unbalanced stage-classes and sex by-catch rates should be investigated further, as well as the degree of overlap with other populations to the north (Tramandai) or south (Uruguay). We strongly recommend the development of a specific study to investigate the spatial distribution of gillnets and bottlenose dolphins in the Patos Lagoon Estuary and adjacent coastal waters as a means to elaborate specific by-catch mitigation plans for this population.

ACKNOWLEDGEMENTS

We would like to acknowledge the logistical support provided by the Museu Oceanográfico 'Prof. Eliézer C. Rios', Núcleo de Educação e Monitoramento Ambiental (NEMA) and Laboratório de Tartarugas e Mamíferos Marinhos/Universidade Federal do Rio Grande (LTMM/FURG). We are indebted to Maria Cristina Pinedo, who was in charge of the LTMM from the late 1970s to early 2000 period when part of the information used here was collected. Mônica Muelbert, André Barreto, graduate and undergraduate students and many volunteers of the three institutions participated in beach surveys and helped with dissecting carcasses and collecting data during the three decades. Carolus Maria Vooren and Arthur Andriolo provided valuable comments on the early drafts of the manuscript. This is a contribution of the Research Group 'Ecologia e Conservação da Megafauna Marinha-EcoMega/CNPq'. This study was made possible thanks to the financial support from Yaqu Pacha, Cetacean Society International, Fundação O Boticário de Proteção à Natureza, and Whale and Dolphin Conservation Society. The 'Conselho Nacional de Desenvolvimento Científico e Tecnológico—CNPq' provided scholarships to E.R. Secchi (PQ 305219/2008-1), J.C. Di Tullio, and the 'Coordenação de Aperfeiçoamento de Pessoal de Nível

Superior—CAPES' provided scholarships to P.F. Fruet, L. Dalla Rosa and D.S. Monteiro.

REFERENCES

- Almeida H.L.P.S. and D'Incao F. (1999) Análise do esforço de pesca do Camarão-rosa (*Farfantepenaeus paulensis*) na Lagoa dos Patos, Brasil. *Atlântica* 21, 77–92.
- Barreto A.S. (2000) *Variação craniana e genética de Tursiops truncatus (Cetacea, Delphinidae) na costa Atlântica da América do Sul*. PhD thesis. Universidade Federal do Rio Grande, Rio Grande, RS, Brasil.
- Burkhart S.M. and Slooten E. (2003) Population viability analysis for Hector's dolphin (*Cephalorhynchus hectori*): a stochastic population model for local populations. *New Zealand Journal of Marine and Freshwater Research* 37, 553–566.
- Castello H.P. and Pinedo M.C. (1977) Botos na Lagoa dos Patos. *Natureza em Revista* 12, 46–49.
- Caughley G. (1966) Mortality patterns in mammals. *Ecology* 47, 906–918.
- Caughley G. (1977) *Analysis of vertebrate populations*. New York: Wiley.
- CEPERG/IBAMA. (1999) *Desembarque de pescado no Rio Grande do Sul: 1996–1998*. Rio Grande, Brasil: Ministério do Meio Ambiente, Ocassional Publications.
- Chivers S.J. (2002) Cetacean life history. In Perrin W.F., Würsig B. and Thewissen J.G.M. (eds) *Encyclopedia of marine mammals*. San Diego, CA: Academic Press, pp. 221–225.
- Cockcroft V.G., Cliff G. and Ross G.J.B. (1989) Shark predation on Indian Ocean bottlenose dolphins *Tursiops truncatus* off Natal, South Africa. *South African Journal of Zoology* 24, 305–310.
- Cox T.M., Read A.J., Barco S.G., Evans J., Gannon D.P., Koopman H.N., McLellan W.A., Murray K., Nicolas J., Pabst D.A., Potter C.W., Swingle W.M., Thayer V.G., Touhey K.M. and Westgate A.J. (1998) Documenting the by-catch of harbour porpoises, *Phocoena phocoena*, in coastal gillnet fisheries from stranded carcasses. *Fishery Bulletin* 96, 727–734.
- D'Agrosa C., Lennert-Cody C.E. and Vidal O. (2000) Vaquita by-catch in Mexico's artisanal gillnet fisheries: driving a small population to extinction. *Conservation Biology* 14, 1110–1119.
- da Silva V.M.F. and Best R.C. (1996) Freshwater dolphin/fisheries interaction in the central Amazon (Brazil). *Amazoniana* 14, 165–175.
- Dalla Rosa L. (1999) *Estimativa do tamanho da população de botos, Tursiops truncatus, do estuário da Lagoa dos Patos, RS, a partir da foto-identificação de indivíduos com marcas naturais e da aplicação de modelos de marcação-recaptura*. Master's dissertation. Universidade Federal do Rio Grande, Rio Grande, RS, Brasil.
- Dalla Rosa L. and Secchi E.R. (2007) Killer whale (*Orcinus orca*) interactions with the tuna and swordfish longline fishery off southern and south-eastern Brazil: a comparison with shark interactions. *Journal of the Marine Biological Association of the United Kingdom* 87, 135–140.
- Dans S.L., Koen Alonso M., Pedraza S. and Crespo E.A. (2003) Incidental catch of dolphins in trawling fisheries off Patagonia, Argentina: can populations persist? *Ecological Applications* 13, 754–762.
- D'Incao F. (1991) Pesca e biologia de *Penaes paulensis* na Lagoa dos Patos, RS. *Atlântica* 13, 159–168.
- Di Tullio J.C. (2009) *Uso do habitat do boto, Tursiops truncatus, no estuário da Lagoa dos Patos e águas costeiras adjacentes, RS, Brasil*. Master's dissertation. Universidade Federal do Rio Grande, Rio Grande, RS, Brasil.

- Dumont L.F.C. and D'Incao F.** (in press) By-catch analysis of Argentinean prawn *Artemesia longinaris* (Decapoda: Penaeidae) in surrounding area of Patos Lagoon, southern Brazil: effects of different rainfall. *Journal of the Marine Biological Association of the United Kingdom*.
- Garcia A.M., Vieira J.P. and Winemiller K.O.** (2003) Effects of 1997–1998 El Niño on the dynamics of the shallow-water fish assemblage of the Patos Lagoon Estuary (Brazil). *Coastal and Shelf Science* 57, 489–500.
- Geraci J.R. and Lounsbury V.L.** (2005) *Marine mammals ashore: a field guide for strandings*. 2nd edition. Baltimore, MD: National Aquarium in Baltimore.
- Haimovici M., Castello J.P. and Vooren C.M.** (1998) Pescarias. In Seeliger U., Odebrecht C. and Castello J.P. (eds) *Os ecossistemas costeiro e marinho do extremo sul do Brasil*. Rio Grande: Ecoscientia, pp. 205–218.
- Hall M.A.** (1998) An ecological view of the tuna–dolphin problem: impacts and trade-offs. *Reviews in Fish Biology and Fisheries* 8, 1–34.
- Hersh S.L., Odell D.K. and Asper E.D.** (1990) Bottlenose dolphin mortality patterns in the Indian/Banana River system of Florida. In Leatherwood S. and Reeves R.R. (eds) *The bottlenose dolphin*. San Diego, CA: Academic Press, pp. 155–164.
- IUCN** (2000) *IUCN Red List of threatened species*. International Union for Conservation of Nature and Natural Resources, Species Survival Commission (www.redlist.org).
- Klippel S., Peres M.B., Vooren C.M. and Lamónaca A.F.** (2005). A pesca artesanal na costa da Plataforma Sul. In Vooren C.M. and Klippel S. (eds) *Ações para a conservação de tubarões e raias no sul do Brasil*. Rio Grande: Igaré, pp. 180–197.
- Laporta P.** (2009) *Abundância, distribuição e uso de habitat do boto, Tursiops truncatus, em Cabo Polonio e La Coronilla, Rocha, Uruguai*. Master's dissertation. Universidade Federal do Rio Grande, Rio Grande, RS, Brasil.
- Laws R.M.** (1956) Growth and sexual maturity in aquatic mammals. *Nature* 178, 193–194.
- Manly B.F.J. and Walshe K.** (1999) The population management plan for the New Zealand sea lion. In Garner G.W., Amstrup S.C., Laake J.L., Manly B.F.J., McDonald L.L. and Robertson D.G. (eds) *Marine mammal survey and assessment methods*. Rotterdam: Balkema, pp. 271–283.
- Mann J. and Barnett H.** (1999) Lethal tiger shark (*Galeocerdo cuvieri*) attack on bottlenose dolphin (*Tursiops* sp.) calf: defense and reactions by the mother. *Marine Mammal Science* 15, 568–575.
- Mattos P.H., Dalla Rosa L. and Fruet P.F.** (2007) Activity budgets and distribution of bottlenose dolphin (*Tursiops truncatus*) in the Patos Lagoon estuary, southern Brazil. *Latin American Journal of Aquatic Mammals* 6, 161–169.
- Mattson M.C., Mullin K.D., Ingram Jr G.W. and Hoggard W.** (2006) Age structure and growth of the bottlenose dolphin (*Tursiops truncatus*) from strandings in the Mississippi sound region of the north-central Gulf of Mexico from 1986 to 2003. *Marine Mammal Science* 22, 654–666.
- McFee W.E. and Hopkins-Murphy S.R.** (2002) Bottlenose dolphin (*Tursiops truncatus*) strandings in South Carolina, 1992–1996. *Fishery Bulletin* 100, 258–265.
- Milner-Gulland E.J. and Akçakaya H.R.** (2001) Sustainability indices for exploited populations. *Trends in Ecology and Evolution* 16, 686–692.
- Möller O.O., Castello J.P. and Vaz A.C.** (2009) The effect of river discharge and winds on the interannual variability of the pink shrimp *Farfantepenaeus paulensis* production in Patos Lagoon. *Estuaries and Coasts* 32, 787–796.
- NMFS** (2000) *Marine Mammal Stock Assessment Reports*. US National Marine Fisheries Service (http://www.nmfs.noaa.gov/prot_res/mammals/sa_rep/sar.html).
- Pinedo M.C.** (1986) Mortalidade de *Pontoporia blainvillei*, *Tursiops gephyreus*, *Otaria flavescens* e *Arctocephalus australis* na costa do Rio Grande do Sul, Brasil, 1976–1983. In *Proceedings of Primeira Reunião de Trabalho de Expertos em Mamíferos Acuáticos de América del Sur, August, 25–29, Buenos Aires*, pp. 187–199.
- Pinedo M.C. and Polacheck T.** (1999) Trends in franciscana (*Pontoporia blainvillei*) stranding rates in Rio Grande do Sul, Southern Brazil (1979–1998). *Journal of Cetacean Research and Management* 1, 179–189.
- Read A.J. and Wade P.R.** (2000) Status of marine mammals in the United States. *Conservation Biology* 14, 929–940.
- Read A.J., Drinker P. and Northridge S.** (2006) By-catch of marine mammals in the U.S. and global fisheries. *Conservation Biology* 20, 163–169.
- Reis E.G.** (1992) *An assessment of the exploitation of the white croaker Micropogonias furnieri (Pisces, Sciaenidae) by artisanal and industrial fisheries in coastal waters of southern Brazil*. PhD thesis. University of East Anglia, Norwich England.
- Reis E.G. and D'Incao F.** (2000) The present status of artisanal fisheries of extreme southern Brazil: an efforts towards community based management. *Ocean and Coastal Management* 43, 585–595.
- Secchi E.R., Ott P.H., Crespo E.A., Kinas P.G., Pedraza S.N. and Bordino P.** (2001) A first estimate of franciscana (*Pontoporia blainvillei*) abundance off southern Brazil. *Journal of Cetacean Research and Management* 3, 95–100.
- Secchi E.R., Ott P.H. and Danilewicz D.S.** (2003) Effects of fishing by-catch and conservation status of the franciscana dolphin, *Pontoporia blainvillei*. In Gales N., Hindell M. and Kirkwood R. (eds) *Marine mammals: fisheries, tourism and management issues*. Collingwood, Victoria: CSIRO Publishing, pp. 174–191.
- Sergeant D.E., Caldwell D.K. and Caldwell M.C.** (1973) Age, growth, and maturity of bottlenosed dolphin (*Tursiops truncatus*) from north-east Florida. *Journal of the Fisheries Research Board of Canada* 30, 1009–1011.
- Simões-Lopes P.C., Fábian M.E. and Menegheti J.O.** (1998) Dolphin interactions with the mullet artisanal fishing on southern Brazil: a qualitative and quantitative approach. *Revista Brasileira de Zoologia* 15, 709–726.
- Slooten E.** (1991) Age, growth and reproduction in Hector's dolphins. *Canadian Journal of Zoology* 69, 1689–1700.
- Stolen M.K. and Barlow J.** (2003) A model life table for bottlenose dolphins (*Tursiops truncatus*) from the Indian River Lagoon System, Florida, USA. *Marine Mammal Science* 19, 630–649.
- Stolen M.K., Durden W.N. and Odell D.K.** (2007) Historical synthesis of bottlenose dolphin (*Tursiops truncatus*) stranding data in the Indian River Lagoon System, Florida, from 1977–2005. *Florida Scientist* 70, 45–54.
- Tyack P.** (1986) Population biology, social behavior and communication in whales and dolphins. *Trends in Ecology and Evolution* 1, 144–150.
- Vooren C.M., Lessa R.P. and Klippel S.** (2005) Biologia e status de conservação da viola *Rhinobatos horkelii*. In Vooren C.M. and Klippel S. (eds) *Ações para a conservação de tubarões e raias no sul do Brasil*. Brasil: Igaré, pp. 33–56.
- Wade P.R.** (1998) Calculating limits to the allowable human caused mortality of cetaceans and pinnipeds. *Marine Mammal Science* 14, 1–37.

- Wade P.R. and Angliss R.P.** (1997) *Report of the GAMMS workshop: April 3–5, 1996, Seattle, Washington*. NOAA Technical Memorandum NMFS-OPR-12.
- Wells R.S.** (2000) Reproduction in wild bottlenose dolphins: overview of patterns observed during a long-term study. In Duffield D. and Robeck T. (eds) *Bottlenose dolphin reproduction workshop, Silver Springs, June 3–6, 2000*, pp. 57–74.
- Wells R.S., Scott M.D. and Irvine A.B.** (1987) The social structure of free-ranging bottlenose dolphin. In Genoways H.H. (ed.) *Current mammalogy*. New York: Plenum Press, pp. 247–306.
- Wells R.S. and Scott M.D.** (1990) Estimating bottlenose dolphin population parameters from individual identification and capture–release techniques. *Reports of the International Whaling Commission* (Special Issue 12), 407–415.
- Wells R.S. and Scott M.D.** (1997) Seasonal incidence of boat strikes of bottlenose dolphin near Sarasota, Florida. *Marine Mammal Science* 13, 475–480.
- Wells R.S., Rhinehart H.L., Hanse L.J., Sweeney J.C., Townsend F.I., Stone R., Casper D.R., Scott M.D., Hohn A.A. and Rowles T.K.** (2004) Bottlenose dolphins as marine ecosystem sentinels: developing a health monitoring system. *EcoHealth* 1, 246–254.
- Wood S.N.** (2001) mgcv: GAMs and generalized ridge regression for R. *R News* 1, 20–25.
- Zar J.H.** (1999) *Biostatistical analysis*. 4th edition. Upper Saddle River, NJ: Prentice-Hall, 123 pp.
- and
- Zerbini A. and Kotas J.E.** (1998) A note on cetacean bycatch in pelagic driftnets off Southern Brazil. *Reports of the International Whaling Commission* 48, 519–524.

Correspondence should be addressed to:

P.F. Fruet
Museu Oceanográfico ‘Prof. Eliézer C. Rios’
Rua Cap. Heitor Perdigão, 10 Caixa Postal 379
Rio Grande, RS, Brazil
email: pfruet@yahoo.com.br